



**UFS-PADMA Life Islamic Unit Fund**  
**Statement of Financial Position (Un-audited)**  
For the Quarter Ended 31st March, 2018

		March 31, 2018	Dec 31, 2017(audited)
<b>Assets</b>	Note	<b>Taka</b>	<b>Taka</b>
Marketable investment -at market price	1	197,899,277	250,234,855
IPO Applications	2	859,650	-
Preliminary and issue expenses	3	11,218,185	11,724,059
Advance, deposits & pre-payments	4	707,033	517,107
Accounts receivable	5	10,072,213	6,105,825
Investment in Money Market	6	88,000,000	88,000,000
Cash & cash equivalents	7	18,308,113	22,871,431
		<b>327,064,471</b>	<b>379,453,278</b>
<b>Less: Current Liabilities</b>			
Accrued expenses	8	122,954	188,152
<b>Total Current Liabilities</b>		<b>122,954</b>	<b>188,152</b>
<b>Net Assets</b>		<b><u>326,941,517</u></b>	<b><u>379,265,126</u></b>
<b>Owners' Equity</b>			
Unit fund	9	318,050,000	318,050,000
Net reserve for Unit Transaction	10	1,965,815	1,965,815
Investment diminution reserve		9,393,348	14,094,547
Retained earnings		(2,467,646)	45,154,765
		<b><u>326,941,517</u></b>	<b><u>379,265,126</u></b>
No. of unit of the Fund		31,805,000	31,805,000
Net Asser Value (NAV) per Unit			
At Market Price		10.28	11.92
At Cost		9.98	11.48

  
\_\_\_\_\_  
**Managing Director (Asset Management)**

  
\_\_\_\_\_  
**Chairman of Trustee Committee**


  
\_\_\_\_\_  
**Manager, Fund Accounts**


  
\_\_\_\_\_  
**Member-Secretary of Trustee Committee**


Dated: 23rd April, 2018

<b>UFS-PADMA Life Islamic Unit Fund</b>
<b>Statement of Profit and Loss and Other Comprehensive Income (Un-audited)</b>
<i>For the period: 1st January, 2018 to 31st March, 2018</i>

	Jan -Mar 2018	Jan -Mar 2017	Dec 31, 2017(audited)
	<u>Taka</u>	<u>Taka</u>	<u>Taka</u>
<b>Income</b>			
Interest income	2,590,583	1,223,507	5,251,050
Net gain on sale of marketable securities	11 (5,007,828)	20,818,614	42,203,670
Dividend income	12 450,050	5,115,000	12,228,061
<b>Total Income</b>	<b>(1,967,195)</b>	<b>27,157,122</b>	<b>59,682,781</b>
<b>Less: Expenses</b>			
Management Fee	1,696,060	2,931,067	6,598,564
Brokerage Fee	106,566	1,220,217	1,384,433
Amortization of preliminary expenses	505,874	956,158	2,029,057
Trustee Fees	176,278	196,555	779,394
Other expenses (Bank charges, Excise duty, TDS)	40,763	187,531	190,786
Custodian Fee	275,743	-	298,473
CDBL Fees	19,006	155,571	118,785
Audit Fee	-	-	15,000
Printing and Publications	164,625	45,160	248,060
Selling and Promotional Expenses	1,323,800	1,000,000	2,774,500
<b>Total Expenses</b>	<b>4,308,715</b>	<b>6,692,260</b>	<b>14,437,053</b>
<b>Net Profit/(Loss) for the period/Year</b>	<b>(6,275,910)</b>	<b>20,464,862</b>	<b>45,245,728</b>
Opening Retained Earnings	45,154,765	-	(90,963.19)
Less: Dividend Distribution	(41,346,500)	-	-
<b>Closing Retained Earnings</b>	<b>(2,467,646)</b>	<b>20,464,862</b>	<b>45,154,765</b>
<b>Add: Other Comprehensive Income</b>			
Unrealized Gain on Securities	9,393,348	12,858,973	14,094,547
<b>Total Profit including Comprehensive Income</b>	<b>6,925,702</b>	<b>33,323,835</b>	<b>59,340,275</b>
<b>No. of unit of the Fund</b>	<b>31,805,000</b>	<b>30,001,500</b>	<b>31,805,000</b>
<b>Earning Per Unit (EPU)</b>	<b>(0.08)</b>	<b>0.68</b>	<b>1.42</b>

  
 \_\_\_\_\_  
**Managing Director (Asset Management)**

  
 \_\_\_\_\_  
**Chairman of Trustee Committee**

  
 \_\_\_\_\_  
**Manager, Fund Accounts**

  
 \_\_\_\_\_  
**Member-Secretary of Trustee Committee**

Dated: 23rd April, 2018


**UFS-PADMA LIFE ISLAMIC UNIT FUND**

Statement of Changes in Equity

As on 31-Mar-18

Particulars	Capital Fund	Unit transaction reserve	Investment diminution reserve	Retained earnings	Total equity
<b>Balance at 1 January 2017</b>	<b>300,015,000</b>	<b>-</b>	<b>7,057,610</b>	<b>(90,963)</b>	<b>306,981,647</b>
Unit subscribed	18,035,000				18,035,000
Unit surrendered					-
Net profit/(loss) for the year/period				45,245,727	45,245,727
Investment Diminution Reserve					-
Unit Transaction Reserve, Net		1,965,815	7,036,937		9,002,752
<b>Balance 31st December, 2017</b>	<b>318,050,000</b>	<b>1,965,815</b>	<b>14,094,547</b>	<b>45,154,764</b>	<b>379,265,126</b>
<b>Balance at 1 January 2018</b>	<b>318,050,000</b>	<b>1,965,815</b>	<b>14,094,547</b>	<b>45,154,764</b>	<b>379,265,126</b>
Unit subscribed	-				-
Unit surrendered	-				-
Net profit/(Loss) for the year/period	-			(6,275,910)	(6,275,910)
Dividend FY 2017	-			(41,346,500)	(41,346,500)
Unit Transaction Reserve, Net	-				-
Changes in Investment Diminution Reserve	-		(4,701,199)		(4,701,199)
<b>Balance 31st March, 2018.</b>	<b>318,050,000</b>	<b>1,965,815</b>	<b>9,393,348</b>	<b>(2,467,646)</b>	<b>326,941,517</b>

  
 Managing Director (Asset Management)

  
 Chairman of Trustee Committee

  
 Manager, Fund Accounts


  
 Member-Secretary of Trustee Committee


Dated: 23rd April, 2018


**UFS-PADMA LIFE ISLAMIC UNIT FUND****Statement of Cash Flow (Un-Audited)**


For the period ended 31st march, 2018

Particulars	Jan -Mar 2018	Jan -Mar 2017
	Taka	Taka
<b>Cash Flows from operating activities:</b>		
Intrest Income realized	-	617,807
Dividend Income received	450,050	817,500
Advances and prepayment	(707,033)	(109,791)
Preliminary expenses	-	-
Net Profit from sale of Investment	(5,007,828)	20,818,614
Payment made for expenses	(3,802,841)	(5,736,101)
<b>Net cash inflow/(outflow) by operating activities (A)</b>	<b>(9,067,652)</b>	<b>16,408,029</b>
<b>Cash Flows from investing activities:</b>		
Purchase of shares-marketable invetsment	-	(146,564,770)
Sale of shares-marketable invetsment	45,850,834	106,597,304
Invetsment in Money Market	-	-
<b>Net cash inflow/(outflow) from investing activities (B)</b>	<b>45,850,834</b>	<b>(39,967,466)</b>
<b>Cash Flows from financing activities:</b>		
Unit Capital	-	-
Unit Capital surrender	-	-
Premium received on unit sales	-	-
Dividend paid	(41,346,500)	-
<b>Net cash inflow/(outflow) from financing activities (C)</b>	<b>(41,346,500)</b>	<b>-</b>
<b>Net increasae/(decrease) in cash and cash equivalents (D=A+B+C)</b>	<b>(4,563,318)</b>	<b>(23,559,436)</b>
Opening cash and cash equivelents ('E)	22,871,431	35,699,162
<b>Closing cash and cash equivalents (D+E)</b>	<b>18,308,113</b>	<b>12,139,725</b>

  
Managing Director (Asset Management)

  
Chairman of Trustee Committee

  
Manager, Fund Accounts

  
Member-Secretary of Trustee  
Committee

Dated: 23rd April, 2018

**Portfolio Statement as on 31st March 2018**

**Note:1- Marketable Investment at Market Price**

Sl No#	Sector	Name of the instrument	No of Unit	Avg cost Price	Total CP	MP/Unit	Total MP	un. Gain/(Loss)
1	Tannery	BATASHOE	11,000	1,180.00	12,980,000	1,184.30	13,027,300	47,300
2	Pharmaceuticals	BXPHERMA	182,900	111.74	20,436,859	102.80	18,802,120	(1,634,739)
3	Services & Real Estate	EHL	190,000	55.20	10,487,489	47.30	8,987,000	(1,500,489)
4	Bank	FIRSTSBANK	395,000	16.86	6,661,327	12.00	4,740,000	(1,921,327)
5	Telecommunication	GP	90,000	284.88	25,638,903	462.00	41,580,000	15,941,097
6	Fuel and Power	LINDEBD	3,487	1,329.62	4,636,374	1,225.80	4,274,365	(362,009)
7	Bank	ISLAMIBANK	214,609	37.88	8,130,206	27.30	5,858,826	(2,271,381)
8	Insurance	ISLAMIINS	200,000	33.60	6,720,000	27.50	5,500,000	(1,220,000)
9	Fuel and Power	MJLBD	75,000	122.55	9,191,013	101.70	7,627,500	(1,563,513)
10	Food and allied	NTC	14,000	772.42	10,813,946	609.00	8,526,000	(2,287,946)
11	Food and allied	OLYMPIC	51,500	301.31	15,517,340	275.00	14,162,500	(1,354,840)
12	Engineering	OIMEX	11,720	9.09	106,544	42.10	493,404	386,860
13	Engineering	SINGERBD	40,000	192.40	7,695,950	179.10	7,164,000	(531,950)
14	Pharmaceuticals	SQURPHARMA	130,075	228.31	29,697,163	310.00	40,323,250	10,626,087
15	Fuel and Power	SUMITPOWER	350,000	43.27	15,145,529	34.80	12,180,000	(2,965,529)
16	Fuel and Power	UPGDCL	30,000	154.91	4,647,273	155.10	4,653,000	5,727
					188,505,916		197,899,264	9,393,348

The market price was taken from the closing price table published on DSE website of the date