

Assets Manager: Universal Financial Solutions Limited (UFS)

UFS- IBBL SHARIAH Unit Fund			
Statement of Financial Position			
As at 30th June 30, 2021			
Particulars	Notes	Amount in Taka	Amount in Taka
		Jun 30, 2021	Dec 31, 2020
Assets			
Marketable Investments at market value	4.0	605,037,676	574,112,488
Investment in Money market and Non listed Sec.	5.0	43,162,577	43,286,183
Investment In IPO	6.0	22,499,200	10,496,700
Investment in MTDR	7.0	200,000,000	200,000,000
Preliminary expenses	8.0	19,537,066	22,866,700
Advance, Deposit and Prepayments	9.0	1,854,145	634,606
Receivables	10.0	756,245	5,341,180
Cash and cash equivalents	11.0	168,318,788	174,345,689
Total Assets (A)		1,061,165,696	1,031,083,545
Liabilities			
Accounts Payable	12.0	3,074,156	5,309,158
Accrued Expenses	-	-	30,000
Total liabilities (B)		3,074,156	5,339,158
Net Assets Value (A-B)		1,058,091,541	1,025,744,387
Equity			
Capital Fund	13.0	1,011,214,920	1,011,049,560
Units transaction reserve	14.0	(901,843)	(901,842)
Unrealized Gain			-
Retained profit/(loss)		47,778,464	15,596,669
Total Equity		1,058,091,541	1,025,744,387
Net Asset Value (NAV) per unit			
At Cost	16.0	10.76	10.66
At Market	17.0	10.46	10.15



Managing Director
AMC
Universal Financial Solutions Limited



Chariman
Trustee
Investment Corporation of Bangladesh




Assets Manager: Universal Financial Solutions Limited (UFS)

UFS- IBBL SHARIAH Unit Fund
Statement of Profit or Loss and other Comprehensive Income
For the period from 1st January 2021 to 30th June 2021

Particulars	Notes	Amount in Taka				
		Jan-Jun. 2021	Jan-Jun. 2020	April-Jun 2021	April-Jun 2020	Jan-Dec. 2020
Income						
Profit on sale of investment	18.0	22,592,894	(14,941,988)	1,853,092	(11,125,414)	29,296,920
Finance income	19.0	8,245,301	7,046,832	5,245,301	7,046,832	12,970,158
Dividend from investment in shares	20.0	7,891,798	1,729,641	2,892,325	1,728,275	11,827,161
Total Income		38,729,992	(6,165,515)	9,990,718	(2,350,307)	54,094,240
Expenses						
Management fees	21.0	7,050,866	5,940,497	3,548,769	3,005,595	12,699,569
Selling, distribution and promotional expenses	22.0	-	1,000	-	-	1,000
Amortization of preliminary expenses		3,329,633	3,256,050	1,674,014	1,674,014	6,732,849
Brokerage fees		179,593	45,576	44,930	18,772	782,829
Printing and publications		191,020	269,334	22,500	20,250	383,184
Subscription Fee		11,000	10,000	-	-	42,000
Other Expenses	23.0	1,122,308	708,468	1,120,968	708,288	1,366,769
Diminution of Advance payments	24.0	595,663	472,643	595,663	472,643	711,439
Dividend Purification Expenses		-	-	-	-	93,134
Trustee fees		760,096	600,116	382,726	301,250	1,303,292
CDBL charges	25.0	54,155	20,486	11,187	9,450	49,874
Audit fee		-	-	-	-	30,000
Custodian fees	26.0	390,389	375,886	-	-	772,883
		13,684,723	11,700,055	7,400,759	6,210,262	24,968,822
Profit earned before provision		25,045,269	(17,865,571)	2,589,959	(8,560,570)	29,125,418
Provision		-	-	-	-	-
Provision Writeback	15.0	22,302,268	-	62,097,478	-	142,501,315
Profit earned after provision		47,347,537	(17,865,571)	64,687,437	(8,560,570)	171,626,733
Changes in FV during the period		-	-	-	-	-
Net Profit after provision		47,347,537	(17,865,571)	64,687,437	(8,560,570)	171,626,733
Number of Units outstanding		101,121,492	100,012,419	101,121,492	100,010,481	101,104,956
Distributable profit /loss		47,347,537	(17,865,571)	64,687,437	(8,560,570)	29,218,549
Earning per Unit during the year		0.47	(0.18)	0.64	(0.09)	1.70


Managing Director
AMC
Universal Financial Solutions Limited


Chairman
Trustee
Investment Corporation of Bangladesh




Assets Manager: Universal Financial Solutions Limited (UFS)

UFS-IBBL Shariah Unit Fund
Statement of Changes in Equity
For the period Ended 30th June 2021

Particulars	Capital Fund	Units transaction reserve	Unrealized Gain	Retained earnings	Total
Balance as at January 01,2020	1,000,134,320	(4,586)	-	(156,030,062)	844,099,672
Subscribed by unitholders	10,915,240	-	-	-	10,915,240
Net profit/ (loss) during the year	-	-	-	29,125,418	29,125,418
Provision Writeback	-	-	-	142,501,315	142,501,315
Prior Year adjustment	-	-	-	(2)	(2)
Unit Transaction Reserve	-	(897,256)	-	-	(897,256)
Balance at December 31,2020	1,011,049,560	(901,842)	-	15,596,670	1,025,744,388
Balance as at January 01,2021	1,011,049,560	(901,842)	-	15,596,670	1,025,744,388
Subscribed by unitholders	-	-	-	-	-
RIU	165,360	-	-	-	165,360
Profit/ (loss) Before any provision	-	-	-	47,347,537	47,347,537
Changes in Fair Value	-	-	-	-	-
Unrealized Gain	-	-	-	-	-
Dividend Paid FY 2020	-	-	-	(15,165,743)	(15,165,743)
Unit Transaction Reserve	-	-	-	-	-
Balance at June 30th ,2021	1,011,214,920	(901,842)	-	47,778,464	1,058,091,541


Managing Director
AMC
Universal Financial Solutions Limited


Chairman
Trustee
Investment Corporation of Bangladesh



Assets Manager: Universal Financial Solutions Limited (UFS)


UFS- IBBL SHARIAH Unit Fund

Statement of Cash Flows

For the period from 1st January 2021 to 30th June 2021

Particulars	Amount in Taka	Amount in Taka
	June 30, 2021	Dec. 31, 2020
Cash flows from operating activities :		
Finance Income- MSND	2,178,634	12,603,492
Finance Income- MTDR	6,000,000	-
Dividend income	7,568,886	11,827,161
Receipts from previous year Receivables	4,974,513	1,089,775
Profit on sale of investment	22,592,894	29,296,918
Liabilities pay off	(2,265,010)	(190,914)
Changes in Advance, Deposits & Prepayments	(1,219,539)	(115,960)
Payment made for expenses	(10,355,081)	(12,896,815)
Net cash from/(used in) operating activities (A)	29,475,296	41,613,657
Cash flows from investing activities :		
Buy Securities	(34,361,254)	(134,336,431)
Sell Securities	25,861,941	149,619,624
Investment in MTDR	-	(200,000,000)
Investment in IPO	(12,002,500)	(25,892,800)
Net cash used in investing activities (B)	(20,501,813)	(210,609,607)
Cash flow from financing activities :		
Proceed from capital fund	165,360	10,915,240
Dividend Paid	(15,165,743)	-
Unit Transaction Reserve	-	(897,256)
Net cash from/(used in) financing activities (C)	(15,000,383)	10,017,984
Net increase/(decrease) in cash and cash equivalents (D=A+B+C)	(6,026,900)	(158,977,966)
Opening cash and cash equivalents (E)	174,345,689	333,323,655
Closing cash and cash equivalents (D+E)	168,318,789	174,345,689


 Managing Director
 AMC
 Universal Financial Solutions Limited


 Chairman
 Trustee
 Investment Corporation of Bangladesh



Assets Manager: Universal Financial Solutions Limited (UFS)

UFS - IBBL Shariah Unit Fund

Investment In Marketable Securities

As at 30th June 2021

Annexure - A1

Sl No	Sector	Script Trading Code	No of Unit	Cost price/ Unit	Total Cost Price	Market Price/ Unit	Total Market Price	Unrealized Gain/(Loss)
1	Engineering	ACTIVEFINE	540,153	31.90	17,232,519	18.30	9,884,800	(7,347,719)
2	Pharmaceuticals	ACMELAB	329,017	82.49	27,141,171	73.70	24,248,553	(2,892,618)
3	Mutual Fund	AIBL1STIMF	1,343,071	8.31	11,154,258	9.10	12,221,946	1,067,688
4	Fuel and Power	BARKAPOWER	1,274,014	31.14	39,671,770	26.70	34,016,174	(5,655,596)
5	Tennary	BATASHOE	22,680	1,155.45	26,205,636	650.20	14,746,536	(11,459,100)
6	Engineering	BBS	203,627	40.05	8,154,718	17.70	3,604,198	(4,550,521)
7	Engineering	BBSABLES	529,885	84.89	44,980,194	63.30	33,541,721	(11,438,473)
8	Engineering	BSCCL	8,600	176.71	1,519,747	171.90	1,478,340	(41,407)
9	Pharmaceuticals	BXPHARMA	296,952	96.26	28,584,885	177.30	52,649,590	24,064,705
10	Textile	ESQUIRENT	88,323	45.00	3,974,535	40.70	3,594,746	(379,789)
11	Bank	FIRSTSBANK	1,534,467	12.45	19,110,726	10.80	16,572,244	(2,538,482)
12	Textile	GENNEXT	869,225	8.95	7,782,322	5.60	4,867,660	(2,914,662)
13	Telecommunication	GP	233,169	386.02	90,007,598	349.40	81,469,249	(8,538,349)
14	Textile	GENEXIL	551,776	62.78	34,638,347	88.90	49,052,886	14,414,540
15	Pharmaceuticals	IBP	1,945	8.34	16,227	19.80	38,511	22,284
16	Fuel and Power	INTRACO	657	9.52	6,257	22.20	14,585	8,328
17	Bank	ISLAMIBANK	915,868	35.90	32,876,572	29.70	27,201,280	(5,675,292)
18	Fuel and Power	LINDEBD	16,430	1,265.65	20,794,670	1,324.70	21,764,821	970,151
19	Textile	NEWLINE	727	8.90	6,471	31.00	22,537	16,066
20	Food and Allied	MARICO	11,304	2,170.83	24,539,065	2,229.20	25,198,877	659,812
21	Engineering	MIRAKHTER	69,300	63.00	4,365,900	82.10	5,689,530	1,323,630
22	Food and Allied	OLYMPIC	175,788	196.56	34,552,605	170.00	29,883,960	(4,668,645)
23	Pharmaceuticals	RENATA	5,000	1,008.99	5,044,941	1,319.70	6,598,500	1,553,559
24	Ceramic	RAKCEAMIC	176,489	47.67	8,413,295	35.20	6,212,413	(2,200,882)
25	Textile	RINGSHINE	159,170	8.70	1,384,087	10.70	1,703,119	319,032
26	Fuel and Power	SAIFPOWER	125,174	21.76	2,723,835	22.70	2,841,450	117,615
27	Engineering	SINGERBD	137,494	175.45	24,122,908	179.70	24,707,672	584,763
28	Pharmaceuticals	SILCOPHL	13,291	8.33	110,760	26.10	346,895	236,135
29	Engineering	SSSTEEL	33	8.05	266	19.90	657	391
30	Pharmaceuticals	SQRPHARMA	424,356	226.31	96,034,146	215.50	91,448,718	(4,585,428)
31	Fuel and Power	SUMITPOWER	440,261	40.32	17,752,967	44.10	19,415,510	1,662,543
		Total			632,903,397		605,037,676	(27,865,722)

UFS - IBBL Shariah Unit Fund
Investment In Non Listed Securities

Annexure- A ii									
SI No	Sector	Script Trading Code	No of Unit	Cost price/Unit	Total Cost Price	Market Price/Unit	Total Market Price	Unrealized Gain/(Loss)	
	Open Ended MF	ICB AMCL Islamic Unit Fund	3,883,496	10.30	40,000,009	8.70	33,786,415	(6,213,594)	
	Open Ended MF	ATC Shariah Unit Fund	469,925	10.64	5,000,002	10.80	5,075,190	75,188	
					45,000,011		38,861,605	(6,138,406)	
	Provision	NAV of the Funds	5% of NAV	Net RP	RP In Amount	Loss Recovery	Market price after RP	Un. Value after RP	
	1.60	9.85	0.49	0.49	1,912,622	4,300,972	38,087,387	(1,912,622)	
					-	-	5,075,190	75,188	
					1,912,622	4,300,972	43,162,577	(1,837,434)	

Summary of Investment			
Particular	Cost Price	Market Price	Unrealized Value
Total Investment in Listed Securities	632,903,397	605,037,676	(27,865,722)
Total Investment in Non Listed Securities	45,000,011	43,162,577	(1,837,434)
	677,903,408	648,200,253	(29,703,156)
Investment in IPO	27,496,000	27,496,000	-

57%
4%
3%