

Asset Manager: Universal Financial Solutions Ltd (UFS)


UFS-PADMA LIFE ISLAMIC UNIT FUND

Statement of Financial Position

As at June 30, 2021

Particulars	Notes	Amount in Taka	
		Jun. 30, 2021	Dec. 31, 2020
Assets			
Marketable Investments at market value	4	298,942,292	301,000,068
Investment in Non-Listed Securities- market value	5	5,065,792	4,770,444
Investment in IPO	6	22,499,200	10,496,700
Investment in MTDR	7	100,000,000	100,000,000
Advance, Deposit and Prepayments	8	1,056,595	343,968
Preliminary expenses	9	4,608,462	5,614,652
Receivables	10	216,667	2,317,929
Cash and cash equivalents	11	82,714,638	86,361,881
Total Assets (A)		515,103,647	510,905,642
Liabilities			
Accounts Payable	12	1,109,390	5,080,128
Total liabilities (B)		1,109,390	5,080,128
Net Assets Value (A-B)		513,994,257	505,825,514
Equity			
Capital Fund	13	468,055,000	468,055,000
Units transaction reserve	14	1,965,955	1,965,955
Unrealized Gain on Investment	15	7,823,276	-
Retained profit/(loss)		36,150,026	35,804,559
Total Equity		513,994,257	505,825,514
Total No. Of Units		46,805,500	46,805,500
Net Asset Value (NAV) per unit			
At cost Value	16	10.75	10.74
At market value	17	10.98	10.81


 Managing Director
 (AMC)
 Universal Financial Solutions Limited


 Chairman
 (Trustee)
 Investment Corporation of Bangladesh



Asset Manager Universal Financial Solutions Ltd (UFS)

UFS-PADMA LIFE ISLAMIC UNIT FUND

Statement of Profit or Loss and Comprehensive Income

For the period from 1st January 2021 to 30th June 2021

Particulars	Notes	Amount in Taka	Amount in Taka	Amount in Taka	Amount in Taka	Amount in Taka
		Jan-Jun. 2021	Jan-Jun. 2020	Apr-June 2021	Apr-June 2020	Dec. 31, 2020
Income						
Profit on sale of investment	18	20,541,155	(1,098,296)	848,327	158,449	27,245,218
Finance income	19	3,547,565	4,223,755	2,047,565	4,223,755	7,248,060
Dividend from investment in shares	20	4,712,207	548,557	1,710,901	397,535	5,123,233
Total Income		28,800,927	3,674,016	4,606,792	4,779,739	39,616,512
Expenses						
Management fees	21	4,423,972	3,848,766	2,223,081	2,009,268	7,955,303
Selling, distribution and promotional expenses		-	1,000	-	-	1,000
Amortization of preliminary expenses		1,006,190	1,022,867	505,874	544,788	2,034,616
Brokerage fees		135,576	19,568	19,604	655	423,146
Printing and publications expenses		191,020	269,334	22,500	20,250	383,184
CDBL connectivity fee		18,900	18,900	9,450	9,450	37,800
Other expenses	22	570,604	634,909	570,000	634,729	1,120,759
IPO subscription fee		11,000	10,000	-	-	42,000
BSEC fees		297,968	230,936	297,968	230,936	331,350
Trustee fees	23	491,673	412,347	247,222	214,204	860,159
CDBL fees	24	20,120	1,260	2,718	-	46,710
Audit fee		-	-	-	-	25,000
Dividend Purification charges		-	-	-	-	42,980
Custodian fees	25	225,961	219,028	-	-	401,883
Total Expenses		7,392,985	6,688,914	3,898,417	3,664,280	13,705,891
Net Profit before any provision		21,407,942	(3,014,898)	708,375	1,115,459	25,910,621
Provision		-	(16,144,707)	22,296,594	(9,960,672)	-
Writeback of Provision		-	-	-	-	57,591,665
Net Profit after Provision		21,407,942	(19,159,605)	23,004,969	(8,845,213)	83,502,286
Total Profit		29,231,218	(19,159,605)	23,004,969	(8,845,213)	83,502,286
Number of Units outstanding		46,805,500	46,805,500	46,805,500	46,805,500	46,805,500
Total Distributable Profit		21,407,942	(19,159,605)	23,004,969	(8,845,213)	83,502,286
EPU Distributable to Share holders		0.46	(0.41)	0.49	(0.19)	1.78
Other Comprehensive Income						
Unrealized Gain on Investment	15	7,823,276	-	-	-	3,034,451


 Managing Director
 (AMC)
 Universal Financial Solutions Limited


 Chairman
 (Trustee)
 Investment Corporation of Bangladesh


Asset Manager: Universal Financial Solutions Ltd (UFS)



UFS-PADMA LIFE ISLAMIC UNIT FUND

Statement of Changes in Equity

For the period from 1st January 2021 to 30th June 2021

Particulars	Capital Fund	Retained earnings	Unrealized Gain	Unit Transaction Reserve	Total equity
Balance at 1 January 2020	468,055,000	(50,732,178)	-	1,965,955.00	419,288,777
Unit subscribed	-	-	-	-	-
Unit surrendered	-	-	-	-	-
Net profit for the year/period	-	25,910,621	-	-	25,910,621
Dividend FY 2019	-	-	-	-	-
Provision writeback	-	57,591,665	-	-	57,591,665
Unit Transaction Reserve, Net	-	-	-	-	-
Unrealized Gain on securities	-	3,034,451	-	-	3,034,451
Balance 31st December, 2020	468,055,000	35,804,559	-	1,965,955	505,825,514
Balance at 1 January 2021	468,055,000	35,804,559	-	1,965,955	505,825,514
Unit subscribed	-	-	-	-	-
Unit surrendered	-	-	-	-	-
Net profit for the year/period	-	21,407,942	-	-	21,407,942
Dividend FY 2020	-	(21,062,475)	-	-	(21,062,475)
Unrealized Gain	-	-	7,823,276	-	7,823,276
Unit Transaction Reserve, Net	-	-	-	-	-
Changes in Fair Value	-	-	-	-	-
Balance 30th June, 2021	468,055,000	36,150,026	7,823,276	1,965,955	513,994,257


 Managing Director
 (AMC)
 Universal Financial Solutions Limited



 Chairman
 (Trustee)
 Investment Corporation of Bangladesh


Asset Manager: Universal Financial Solutions Ltd (UFS)

UFS-PADMA LIFE ISLAMIC UNIT FUND
Statement of Cash Flows
For the Period from 1st January 2021 - 30th June 2021

Particulars	Jun. 30, 2021 Taka	Dec. 31, 2020 Taka
Cash Flows from operating activities:		
Finance Income- Bank Account	514,232	7,064,727
Finance Income- MTDR	3,000,000	-
Dividend income	6,846,802	5,123,233
Profit on sale of investment	(3,970,737)	27,245,218
Advance payments	(712,627)	(66,669)
Receivables actualized	20,541,155	561,019
Liabilities pay off	-	(332,161)
Payment made for expenses	(6,386,795)	(6,591,147)
Net cash from/(used in) operating activities (A)	19,832,029	33,004,220
Cash Flows from investing activities:		
Securities buy	(17,541,281)	(87,920,239)
Securities sell	27,126,984	54,093,133
Investment in FDR	-	(100,000,000)
IPO application	(12,002,500)	(25,517,800)
IPO refund	-	-
Net cash used in investing activities (B)	(2,416,797)	(159,344,906)
Cash Flows from financing activities:		
Proceed from capital fund	-	-
Dividend Paid	(21,062,475)	-
Units transaction reserve	-	-
Net cash from/(used in) financing activities (C)	(21,062,475)	-
Net increase/(decrease) in cash Flows (D=A+B+C)	(3,647,243)	(126,340,686)
Opening cash and cash equivalents (E)	86,361,881	212,702,567
Closing cash and cash equivalents (D+E)	82,714,638	86,361,881
Net Operating Cash Flow Per Unit (NOCFPU)	0.42	0.71


 Managing Director
 (AMC)
 Universal Financial Solutions Limited


 Chairman
 (Trustee)
 Investment Corporation of Bangladesh

MP

Asset Manager: Universal Financial Solutions Ltd (UFS)

Annex A- Investment in capital Market Instrument (Listed Securities-Other than Mutual Fund)

UFS-PADMA LIFE ISLAMIC UNIT FUND
Investment in Listed Securities- Other than Mutual Funds
As at June 30th, 2021

Sl No	Sector	Script Trading Code	No of Unit	Cost price/Unit	Total Cost Price	Market Price/Unit	Total Market Price	Unrealized gain/(Loss)	% of Total Asset (Cost to Cost)	% of Total Asset (Market to Market)
1	Pharmaceuticals	ACTIVEFINE	100,000	34.84	3,484,260	18.30	1,830,000	(1,654,260)	0.53%	3.6%
2	Pharmaceuticals	ACMELAB	55,130	73.13	4,031,589	73.70	4,063,081	31,493	0.79%	0.79%
3	Tannery	BATASHOE	12,000	1,175.03	14,100,300	650.20	7,802,400	(6,297,900)	2.78%	1.51%
4	Engineering	BBSCABLES	266,680	83.57	22,287,010	63.30	16,880,844	(5,406,166)	4.39%	3.24%
5	Fuel and Power	BARKAPOWER	371,807	27.91	10,377,427	26.70	9,927,247	(450,180)	2.05%	1.92%
6	Engineering	BSCCL	11,300	176.67	1,996,367	171.90	1,942,470	(53,897)	0.39%	0.38%
7	Pharmaceuticals	BXPHARMA	145,018	90.45	13,117,201	177.30	25,711,691	12,594,490	2.59%	4.99%
8	Textile	ESQUIRENT	88,323	45.00	3,974,535	40.70	3,594,746	(379,789)	0.75%	0.70%
9	Textile	GENEXIL	409,848	61.25	25,104,532	88.90	36,435,487	11,330,955	4.95%	4.41%
10	Telecommunication	GP	125,157	317.56	39,745,325	349.40	43,729,856	3,984,531	7.83%	8.41%
11	Fuel and Power	LINDEBD	5,487	1,305.87	7,165,284	1,324.70	7,268,629	103,345	1.41%	1.44%
12	Bank	ISLAMIBANK	214,609	37.88	8,130,206	29.70	6,373,887	(1,756,319)	2.60%	1.34%
13	Food and allied	MARICO	5,155	2,204.93	11,366,433	2,229.20	11,491,526	1,250,993	2.24%	2.24%
14	Fuel and Power	MILBD	42,000	116.71	4,901,874	83.20	3,494,400	(1,407,474)	0.97%	0.81%
15	Engineering	MIRAKHTER	85,300	63.00	5,373,900	82.10	7,003,130	1,629,230	2.06%	1.31%
16	Food and allied	OLYMPIC	118,783	241.86	28,728,358	170.00	20,193,110	(8,535,248)	2.95%	1.31%
17	Textile	RINGSHINE	191,004	8.70	1,660,905	10.70	2,043,743	382,838	0.35%	0.31%
18	Pharmaceuticals	SQUORPHARMA	195,332	196.33	38,349,880	215.50	42,094,046	3,744,166	4.55%	4.10%
19	Engineering	SINGERBD	131,345	176.03	23,120,347	179.70	23,602,697	482,350	2.55%	2.52%
20	Fuel and Power	SUNIPPOWER	329,706	42.20	13,912,240	44.10	14,540,035	627,795	2.02%	2.02%
21	Food and allied	TAUFKA	16,608	10.00	166,080	28.00	465,024	298,944	0.20%	0.20%
22	Textile	VFSTDL	9,299	8.03	74,657	26.10	242,704	168,047	0.10%	0.20%
Total					281,168,677		290,240,752	9,072,075	35.43%	35.43%

Annex A- Investment in capital Market Instrument (Listed Securities- Mutual Fund)

UFS-PADMA LIFE ISLAMIC UNIT FUND
Investment in Listed Securities- Mutual Funds
As at June 30th, 2021

Sl No	Sector	Name of script	No. of Unit	Cost Price/Unit	Total Cost Price	Market price/Unit	Total Market Price	Un realized gain/(Loss)	% of Total Asset (Cost to Cost)	% of Total Asset (Market to Market)
1	Mutual Fund	AIBL1STIME	902,357	7.74	6,981,677	9.10	8,211,540	1,229,862	1.38%	1.38%
Total			902,357		6,981,677		8,211,540	1,229,862	1.38%	1.38%

Annex A1- Investment in capital Market Instrument (Non Listed Securities)

US-PADMA LIFE S.A.M. UNIT FUND

Investment in non listed securities

As at June 30th, 2021

published 30.12.2019

Sector	Name of script	Number of shares	Cost Price/Unit	Total Cost	Repurchase price/Unit	Market value	Un Realized gain/(Loss)
Opened End Mutual Fund	ATC Shariah Unit Fund	469,925	10,64	5,000,002	10,78	5,065,792	65,790
Total		469,925		5,000,002		5,065,792	65,790

Asset Manager: Universal Financial Solutions Ltd (UFS)

Annex-Aii - Investment in Capital Market Instrument - (Investment in IPO)					
UFS-PADMA LIFE ISLAMIC UNIT FUND					
Investment in IPO (Applications+Allotments)					
As at June 30th, 2021					
Sector	Name of script	Number of shares	Cost Price/Unit	Total Cost	% of Total Asset Invest.
Fuel and Power	BPPL	703,100.00	32.00	22,499,200	4%
					0%
				22,499,200	4%
Total Investment in Capital Market (Listed+Non-Listed+IPO)				326,507,284	63%