

UFS-IBBL Shariah Unit Fund
Statement of Financial Position (Un-audited)
For the Quarter Ended 31st March, 2019


Particulars	Note	March 31st, 2019	Dec, 31 2018 (Audited)
		Taka	Taka
Assets			
Marketable Investments at market value	1	516,129,401	515,009,563
Investment in Non listed Sec.	2	45,549,823	45,380,650
Investment In IPO	3	9,600,135	9,844,325
Preliminary expenses	4	34,784,599	36,407,258
Advance, Deposit and Prepayments	5	1,293,966	941,055
Receivables	6	6,905,803	4,309,069
Cash and cash equivalents	7	348,705,491	314,953,253
Total Assets (A)		962,969,218	926,845,173
Liabilities			
Accounts Payables	8	339,301	1,139,091
Total liabilities (B)		339,301	1,139,091
Net Assets (A-B)		962,629,917	925,706,082
Equity			
Capital Fund	9	1,000,104,810	1,000,095,350
Units transaction reserve	10	(2,038)	(1,558)
Investment Diminution Reserve		-	-
Retained profit/(loss)		(37,472,855)	(74,386,710)
Total Equity		962,629,917	925,707,082
No. of unit of the Fund		100,010,481	100,009,535
Net Asset Value (NAV) per unit			
At cost		10.32	10.26
At market value		9.63	9.26



 Managing Director (In Charge)
 Asset Management Company



 Chairman
 Trustee Committee



 Manager, Fund Accounts
 Asset Management Company



 Member-Secretary
 Trustee Committee

Dated: 9th April, 2019

UFS-IBBL Shariah Unit Fund
Statement of Comprehensive Income (Un-audited)
For the period: 1st January, 2019 to 31st March, 2019

		Jan -Mar 2019	Jan -Mar 2018	2017(audited)
		<u>Taka</u>	<u>Taka</u>	<u>Taka</u>
Income				
Profit on sale of investment	11	10,892,796	(1,316,912)	6,710,341
Finance income		-	7,909,444	30,573,495
Dividend from investment in shares		-	-	16,950,003
Total Income		<u>10,892,796</u>	<u>6,592,532</u>	<u>54,233,839</u>

Expenses

Management Fee		3,229,220	3,753,834	14,016,494
Selling, distribution and promotional expenses		-	1,350,000	7,712,667
Amortization of preliminary expenses		1,622,660	1,715,916	6,882,315
Brokerage fees		348,461	409,548	1,158,744
Printing and publications		174,714	123,931	842,123
IPO Subscription Fee		6,000	6,000	45,000
Other Expenses		-	-	4,339,621
Trustee fees		341,369	377,147	1,461,189
CDBL charges		9,099	57,424	371,324
Audit fee		-	-	20,000
Custodian fees		-	-	1,229,360
Total Expenses		<u>5,731,523</u>	<u>7,793,800</u>	<u>38,078,837</u>


Net Profit before any provision		<u>5,161,273</u>	<u>(1,201,267)</u>	<u>16,155,002</u>
<i>Provision for Marketable Investment</i>		-	(45,593,990)	(100,768,745)
<i>Other Comprehensive Income- Changes in FV</i>	12	<u>31,752,581</u>	-	-

Net profit after provision		<u>36,913,855</u>	<u>(46,795,258)</u>	<u>(84,613,743)</u>
-----------------------------------	--	-------------------	---------------------	---------------------


Number of Units outstanding		<u>100,010,481</u>	<u>100,006,367</u>	<u>100,009,535</u>
------------------------------------	--	--------------------	--------------------	--------------------

Earning per Unit during the year*		<u>0.05</u>	<u>(0.47)</u>	<u>(0.85)</u>
--	--	-------------	---------------	---------------

** Surpluses from Marketable Investment are not to be included in calculation of Net Profit .




 Managing Director (In Charge)
 Asset Management Company



 Manager, Fund Accounts
 Asset Management Company



 Chairman
 Trustee Committee




 Member-Secretary
 Trustee Committee


Dated: 9th April, 2019

UFS-IBBL Shariah Unit Fund
Statement of Changes in Equity
For the Period ended March 31, 2019

Particulars	Capital Fund	Unit transaction reserve	Investment diminution reserve	Retained earnings	Total equity
Balance at 1 January 2018	1,000,047,710	287	-	10,227,032	1,010,275,029
Unit subscribed	47,640	-	-	-	47,640
Unit surrendered	-	-	-	-	-
Net profit/(Loss) for the year/period	-	-	-	(84,613,742)	(84,613,742)
Unit Transaction Reserve, Net	-	(1,845)	-	-	(1,845)
changes in Investment Diminution Reserve	-	-	-	-	-
Balance at 31st December, 2018	1,000,095,350	(1,558)	-	(74,386,710)	925,707,082
Balance at 1 January 2019	1,000,095,350	(1,558)	-	(74,386,710)	925,707,082
Unit subscribed	9,460	-	-	-	9,460
Unit surrendered	-	-	-	-	-
Net profit/(Loss) for the year/period	-	-	-	36,913,855	36,913,855
Dividend FY 2017	-	-	-	-	-
Unit Transaction Reserve, Net	-	(480)	-	-	(480)
changes in Investment Diminution Reserve	-	-	-	-	-
Balance 31st March, 2019	1,000,104,810	(2,038)	-	(37,472,855)	962,629,917


Managing Director (In Charge)
Asset Management Company


Manager, Fund Accounts
Asset Management Company


Chairman
Trustee Committee



Member-Secretary
Trustee Committee


Dated: 9th April, 2019


UFS- IBBL SHARIAH Unit Fund
Statement of Cash Flows
For the period ended 31March 2019

Particulars	Amount in Taka Mar. 31, 2019	Amount in Taka Mar. 31 2018
Cash flows from operating activities :		
Interest income	-	-
Dividend income	-	-
Receipts from previous year Receivables	403,266	-
Profit on sale of investment	10,892,796	(1,484,317)
Liabilities pay off	(798,790)	-
Advances, deposit and prepayments	(352,911)	-
Payment made for expenses	(4,108,864)	(6,077,884)
Net cash Flows from operating activities (A)	6,035,498	(7,562,201)
Cash flows from investing activities :		
Investment In Securities, Net	30,463,569	(67,064,607)
Investment in IPO	(2,755,810)	(526,320)
Net cash Flows from investing activities (B)	27,707,759	(67,590,927)
Cash flow from financing activities :		
Procced from capital fund	9,460	15,960
Unit Transaction Reserve	(480.46)	165
Net cash flows from financing activities (C)	8,980	16,125
Net Cash flow D=(A+B+C)	33,752,237	(75,137,003)
Opening cash and cash equivalents (E)	314,953,254	163,408,741
Closing cash and cash equivalents (D+E)	348,705,491	88,271,738
<i>Net Operating cash Flow per Unit</i>	<i>0.06</i>	<i>(0.08)</i>


 Managing Director (In Charge)
 Asset Management Company


 Manager, Fund Accounts
 Asset Management Company


 Chairman
 Trustee Committee


 Member-Secretary
 Trustee Committee

Dated: 9th April, 2019

Notes to the Account
UFS-IBRL Shariah Unit Fund

Note 1- Marketable Investment at Market Price

SI No#	Sector	Name of the Instrument	No of Unit	Avg cost Price	Total Cp	MP/Unit	Total MP	Un. Gain/(Loss)	% of collected Fund
1	Engineering	ACTIVEFINE	1,054,200	31.90	33,632,177	26.50	27,936,300	(5,695,877)	3.36%
2	Pharmaceuticals	ADVENT	833	9.09	7,573	32.80	27,322	19,750	0.00%
3	Pharmaceuticals	ACHIELAB	93,435	11.173	10,439,518	8.130	7,596,266	(2,843,252)	1.04%
4	Mutual Fund	ABL15T1MF	1,212,571	8.36	10,136,358	8.36	10,136,358	-	1.01%
5	Fuel and Power	BANKAPOW	988,677	36.26	35,852,993	30.20	29,858,045	(5,994,948)	3.58%
6	Tertiary	BATAJSHOE	22,680	1,155.45	26,205,636	1,151.70	26,120,556	(85,080)	2.62%
7	Engineering	BBS	212,310	46.25	9,820,303	28.90	6,135,759	(3,684,544)	0.98%
8	Engineering	BSSCABLES	437,922	102.71	44,980,194	93.30	40,858,123	(4,122,071)	4.50%
9	Engineering	BSRMLTD	7,000	74.90	524,300	72.20	505,400	(18,900)	0.05%
10	Pharmaceuticals	BXPHARMA	702,536	108.98	76,559,786	85.40	59,956,574	(16,603,211)	7.66%
11	Cement	CONHIDEM	10,720	154.76	1,659,050	157.90	1,692,688	33,638	0.17%
12	Bank	EKIMBANK	509,528	17.13	8,725,936	11.10	5,655,761	(3,073,775)	0.87%
13	Bank	FIRSTBANK	1,559,064	15.07	23,494,648	10.10	15,746,546	(7,748,102)	2.35%
14	Textile	FENKOL	66,000	15.92	1,051,000	15.80	1,042,800	(8,200)	0.11%
15	Textile	GENNEXT	869,226	8.95	7,782,322	6.00	5,215,353	(2,566,969)	0.78%
16	IT	GENEXIL	14,085	10.00	140,850	43.00	605,655	464,805	0.01%
17	Telecommunication	GP	105,268	431.49	45,421,996	407.40	42,886,183	(2,535,813)	4.54%
18	Corporate Bond	IBBLPOND	5,062	994.14	5,032,346	975.00	4,935,450	(96,896)	0.50%
19	Pharmaceuticals	IBP	1,785	9.09	16,228	27.10	48,376	32,148	0.00%
20	Engineering	IFADAUTOS	14,250	103.18	1,470,307	87.50	1,246,875	(223,432)	0.15%
21	Fuel and Power	INTRACO	658	9.52	6,266	23.60	15,526	9,261	0.00%
22	Bank	ISLAMIBANK	1,330,264	35.90	47,751,990	26.10	34,719,890	(13,032,100)	4.77%
23	Insurance	ISLAMINS	244,665	31.84	7,790,444	20.20	4,942,233	(2,848,211)	0.78%
24	Textile	KTL	27,102	9.09	246,380	21.80	590,819	344,439	0.02%
25	Cement	LHBL	20,000	58.80	1,176,000	41.70	834,000	(342,000)	0.12%
26	Fuel and Power	LUNDEBD	15,939	1,264.54	20,155,515	1,185.00	18,887,715	(1,267,800)	2.02%
27	Textile	MLDYENG	10,449	8.33	87,077	35.40	369,902	282,825	0.01%
28	Fuel and Power	MLLBD	33,550	112.89	3,787,425	94.50	3,170,475	(616,950)	0.38%
29	Pharmaceuticals	REWATA	10,833	1,153.13	12,491,829	1,190.20	12,893,437	401,608	1.25%
30	Ceramic	RAKCRAMIC	160,445	52.44	8,412,295	35.20	5,647,664	(2,764,631)	0.84%
31	Fuel and Power	SAIPOWER	1,132,683	24.22	27,482,768	20.70	23,446,530	(3,986,238)	2.74%
32	Bank	SIBL	8,000	22.66	181,255	15.40	123,200	(58,055)	0.02%
33	Pharmaceuticals	SILVAHPL	22,388	10.00	223,880	27.20	608,954	385,074	0.02%
34	Engineering	SINGERBD	30,827	151.20	4,661,136	192.10	5,921,828	1,260,692	0.47%
35	Misc	SKTRINS	12,098	10.00	120,980	48.60	587,963	466,983	0.01%
36	Engineering	SSSTEL	17,606	10.00	176,060	31.30	551,068	375,008	0.02%
37	Pharmaceuticals	SQURPHARMA	377,710	254.25	96,034,146	268.10	101,264,051	5,229,905	9.60%
38	Fuel and Power	SUNITPOWER	310,380	40.82	12,670,198	41.10	12,757,029	86,831	1.27%
39	Textile	VFSITDL	9,852	9.09	89,564	55.90	550,727	461,163	0.01%
Total Investment In Listed Securities					586,453,326		516,129,401	(70,323,925)	

Note 2- Investment In Non Listed Securities- at Market Price

SI No	Sector	Script Trading Code	No of Unit	Cost price/Unit	Total Cost Price	Market Price/Unit	Total Market Price	Unrealized Gain/(Loss)	% of collected Fund
1	Open Ended MF	ICB AMCI Islamic Unit Fund	3,883,496	10.30	40,000,009	10.30	40,000,009	-	4.00%
2	Open Ended MF	ATC Shariah Unit Fund	469,925	10.64	5,000,002	11.81	5,549,814	549,812	0.50%
Total Investment In Non Listed Securities					45,000,011		45,549,823	549,812	
Total Value of Marketable Investment					631,453,337		561,679,224	(69,774,113)	

Note 3- Investment In IPO (Allotments)

SI	Sector	Script Trading Code	No of Unit	Cost price/Unit	Total Cost Price
1	Textile	EKCL	128,323	45.00	5,774,535
2	Engineering	RUNNERAUTO	25,782	75.00	1,933,650
3	Telecommunication	ADNITEL	50,078	30.00	1,502,340
4	Textile	NEWLINE Clothing	38,961	10.00	389,610
Total Investment In Non Listed Securities					9,600,135