



Asset Manager:
Universal Financial Solutions Limited (UFS)

UFS- IBBL SHARIAH Unit Fund			
Statement of Financial Position			
As at 31st March, 2021			
Particulars	Notes	Amount in Taka	
		Mar 31, 2021	Dec 31, 2020
Assets			
Marketable Investments at market value	4.0	544,725,342	574,112,488
Investment in Money market and Non listed Sec.	5.0	43,311,586	43,286,183
Investment In IPO	6.0	27,496,000	10,496,700
Investment in MTDR	7.0	200,000,000	200,000,000
Preliminary expenses	8.0	21,211,081	22,866,699
Advance, Deposit and Prepayments	9.0	1,026,614	634,606
Receivables	10.0	7,070,529	5,341,180
Cash and cash equivalents	11.0	149,868,339	174,345,689
Total Assets (A)		994,709,490	1,031,083,544
Liabilities			
Accounts Payable	12.0	1,305,387	5,309,158
Accrued Expenses	-	-	30,000
Total liabilities (B)		1,305,387	5,339,158
Net Assets Value (A-B)		993,404,104	1,025,744,387
Equity			
Capital Fund	13.0	1,011,214,920	1,011,049,560
Units transaction reserve	14.0	(901,843)	(901,842)
Retained profit/(loss)		(16,908,973)	15,596,669
Total Equity		993,404,104	1,025,744,387
Net Asset Value (NAV) per unit			
At cost Value	16.0	10.73	10.66
At market value	17.0	9.82	10.15


Managing Director
AMC


Chairman
Trustee


Sponsor:
Islami Bank Bangladesh Ltd (IBBL)

Trustee Custodian:
Investment Corporation of Bangladesh (ICB)

Asset Manager:
Universal Financial Solutions Limited (UFS)

UFS- IBBL SHARIAH Unit Fund
Statement of Profit or Loss and other Comprehensive Income
For the period from 1st January 2021 to 31st March 2021

Particulars	Notes	Amount in Taka	
		Jan-Mar. 2021	Jan-Mar. 2020
Income			
Profit on sale of investment	18.0	20,739,802	(3,816,573)
Finance income	19.0	3,000,000	-
Dividend from investment in shares	20.0	4,999,472	1,365
Total Income		28,739,274	(3,815,208)
Expenses			
Managemnet fees	21.0	3,502,097	2,934,902
Selling, distribution and promotional expenses	22.0	-	1,000
Amortization of preliminary expenses		1,655,619	1,582,036
Brokerage fees		134,663	26,804
Printing and publications		168,520	249,084
IPO Subscription Fee		11,000	10,000
Other Expenses	23.0	1,340	180
Diminution of Advance payments	24.0	-	-
Dividend Purification Expenses		-	-
Trustee fees		377,369	298,865
CDBL charges	25.0	42,968	11,036
Audit fee		-	-
Custodian fees	26.0	390,389	375,886
		6,283,964	5,489,793
Profit earned before provision		22,455,310	(9,305,001)
for loss on value investments			
Provision	Annx A	(91,800,633)	-
Provision Writeback		-	-
Profit earned after provision		(69,345,323)	(9,305,001)
Changes in FV during the period	27.0	(142,501,315)	-
Net Profit after provision		(303,647,272)	(9,305,001)
Number of Units outstanding		101,121,492	100,012,419
Distributable profit /loss		(69,345,323)	(9,305,001)
Earning per unit before provision		0.22	(0.09)
Earning per Unit during the year		(0.69)	(0.09)



Managing Director
AMC


Chairman
Trustee



Sponsor:
Islami Bank Bangladesh Ltd (IBBL)

Trustee-Custodian:
Investment Corporation of Bangladesh (ICB)

Asset Manager:
Universal Financial Solutions Limited (UFS)

UFS-IBBL Shariah Unit Fund
Statement of Changes in Equity
for the period Ended 31st March 2021

Particulars	Capital Fund	Units transaction reserve	Investment Diminution	Retained earnings	Total
Balance as at January 01,2020	1,000,134,320	(4,586)	-	(156,030,062)	844,099,672
Subscribed by unitholders	10,915,240				10,915,240
Net profit/ (loss) during the year				29,125,418	29,125,418
Provision Writeback				142,501,315	142,501,315
Prior Year adjustment				(2)	(2)
Unit Transaction Reserve		(897,256)			(897,256)
Balance at December 31,2020	1,011,049,560	(901,842)	-	15,596,670	1,025,744,388
Balance as at January 01,2021	1,011,049,560	(901,842)	-	15,596,670	1,025,744,388
Subscribed by unitholders					-
RIU	165,360				165,360
Net profit/ (loss) during the year				22,455,310	22,455,310
Changes in FV				(41,524,086)	(41,524,086)
Provision					-
Dividend Paid FY 2020				(15,165,743)	(15,165,743)
Unit Transaction Reserve					-
Balance at March 31st ,2021	1,011,214,920	(901,842)	-	(18,637,849)	991,675,228


Managing Director
AMC


Chairman
Trustee


Sponsor:
Islami Bank Bangladesh Ltd (IBBL)

Trustee Custodian:
Investment Corporation of Bangladesh (ICB)

Asset Manager:
Universal Financial Solutions Limited (UFS)

UFS- IBBL SHARIAH Unit Fund
Statement of Cash Flows
For the period from 1st January 2021 to 31st March 2021

Particulars	Amount in Taka	Amount in Taka
	Mar 31, 2021	Mar 31, 2020

Cash flows from operating activities :

Finance Income	-	-
Dividend income	1,295,610	1,365
Receipts from previous year Receivables	4,974,513	(3,816,573)
Profit on sale of investment	20,739,802	614,863
Liabilities pay off	(4,033,780)	(190,914)
Changes in Advance, Deposits & Prepayments	(392,009)	(319,209)
Payment made for expenses	(4,628,337)	(2,412,279)
Net cash from/(used in) operating activities (A)	17,955,800	(6,122,748)

Cash flows from investing activities :

Buy Securities	(24,770,491)	-
Sell Securities	14,337,024	14,538,124
Investment in MTDR	-	-
Investment in IPO	(16,999,300)	(11,500,000)
Net cash used in investing activities (B)	(27,432,767)	3,038,124

Cash flow from financing activities :

Proceed from capital fund	165,360	10,600
Dividend Paid	(15,165,743)	-
Unit Transaction Reserve	-	(1,618)
Net cash from/(used in) financing activities (C)	(15,000,383)	8,982


Net increase/(decrease) in cash and cash equivalents (D=A+B+C)

Opening cash and cash equivalents (E)

Closing cash and cash equivalents (D+E)

(24,477,350)	(3,075,641)
174,345,689	333,323,656
149,868,339	330,248,015


Managing Director
AMC


Chairman
Trustee
Dhara

Sponsor:
Islami Bank Bangladesh Ltd (IBBL)

Trustee Custodian:
Investment Corporation of Bangladesh (ICB)

Asset Manager:
Universal Financial Solutions Limited (UFS)

UFS - IBBL Shariah Unit Fund
Investment In Marketable Securities
As at 31st March 2021

Annexure- A i

SI No	Sector	Script Trading Code	No of Unit	Cost price/ Unit	Total Cost Price	Total Market Price	Unrealized Gain/(Loss)
1	Engineering	ACTIVEFINE	540,153	31.90	17,232,519	8,318,356	(8,914,162)
2	Pharmaceuticals	ACMELAB	329,017	82.49	27,141,171	21,550,614	(5,590,558)
3	Mutual Fund	AIBL1STIMF	1,343,071	8.31	11,154,258	10,744,568	(409,690)
4	Fuel and Power	BARKAPOWER	1,274,014	31.14	39,671,770	30,831,139	(8,840,631)
5	Tennary	BATASHOE	22,680	1,155.45	26,205,636	15,721,776	(10,483,860)
6	Engineering	BBS	193,931	42.05	8,154,718	3,141,682	(5,013,036)
7	Engineering	BBSCABLES	481,714	93.38	44,980,194	26,301,584	(18,678,609)
8	Pharmaceuticals	BXPHERMA	296,952	96.26	28,584,885	55,054,901	26,470,016
9	Textile	ESQUIRENIT	88,323	45.00	3,974,535	1,943,106	(2,031,429)
10	Bank	FIRSTSBANK	1,534,467	12.45	19,110,726	14,270,543	(4,840,183)
11	Textile	GENNEXT	869,225	8.95	7,782,322	2,694,598	(5,087,724)
12	Telecommunicatio	GP	233,169	386.02	90,007,598	76,596,017	(13,411,581)
13	Textile	GENEXIL	515,136	61.27	31,564,131	28,177,939	(3,386,192)
14	Pharmaceuticals.	IBP	1,945	8.34	16,227	37,150	20,922
15	Fuel and Power	INTRACO	657	9.52	6,257	9,724	3,466
16	Bank	ISLAMIBANK	915,868	35.90	32,876,572	25,735,891	(7,140,681)
17	Fuel and Power	LINDEBD	16,430	1,265.65	20,794,670	21,607,093	812,423
18	Textile	NEWLINE	727	8.90	6,471	9,550	3,489
19	Food and Allied	MARICO	11,304	2,170.83	24,539,065	23,478,408	(1,060,657)
20	Engineering	MIRAKHTER	69,300	63.00	4,365,900	4,636,170	270,270
21	Food and Allied	OLYMPIC	175,788	196.56	34,552,605	28,934,705	(5,617,900)
22	Pharmaceuticals	RENATA	5,000	1,008.99	5,044,941	5,890,000	845,059
23	Ceramic	RAKCERAMIC	176,489	47.67	8,413,295	4,588,714	(3,824,581)
24	Textile	RINGSHINE	159,170	8.70	1,384,087	1,018,688	(365,399)
25	Fuel and Power	SAIFPOWER	425,174	21.76	9,251,952	7,610,615	(1,641,337)
26	Engineering	SINGERBD	137,494	175.45	24,122,908	22,796,505	(1,326,403)
27	Pharmaceuticals	SILCOPHL	13,291	8.33	110,760	299,048	188,287
28	Engineering	SSSTEEL	33	8.05	266	574	308
29	Pharmaceuticals	SQURPHARMA	424,356	226.31	96,034,146	83,428,390	(12,605,756)
30	Fuel and Power	SUMITPOWER	440,261	40.32	17,752,967	18,887,197	1,134,230
Total					634,837,551	544,315,652	(90,521,899)

Sponsor:
Islami Bank Bangladesh Ltd (IBBL)

Trustee Custodian:
Investment Corporation of Bangladesh (ICB)

Asset Manager:
Universal Financial Solutions Limited (UFS)

Mutual Fund Valuation						
SI NO	SCRIPT Code	No. of Unit	Cost Price (Tk.)	Total Cost Price (Tk.)	Market Price (Tk.)	Unrealized Value
1	AIBL1STIMF	1,343,071	8.31	11,154,258	8.00	(409,690.02)
				-		-
				<u>11,154,258.02</u>		<u>(409,690.02)</u>

NAV	85% Last NAV (Tk./unit)	Required Provision	Required provision in Amount	Loss Recovery	Unrealized Value
11.64	9.89	(1.59)	(2,134,086.45)	409,690.02	-
			-		-
			-	-	-
			<u>(2,134,086.45)</u>	<u>409,690.02</u>	<u>-</u>

UFS - IBBL Shariah Unit Fund							Annexure- A ii	
Investment In Non Listed Securities								
SI No	Sector	Script Trading Code	No of Unit	Cost price/Unit	Total Cost Price	Total Market Price	Unrealized Gain/(Loss)	
1	Open Ended MF	ICB AMCL Islamic Unit F	3,883,496	10.30	40,000,009	32,233,017	(7,766,992)	
2	Open Ended MF	ATC Shariah Unit Fund	469,925	10.64	5,000,002	5,061,092	61,090	
					<u>45,000,011</u>	<u>37,294,109</u>	<u>(7,705,902)</u>	
	Provision	NAV of the Funds	5% of NAV	Net RP	RP In Amount	Market price after RP	Un. Value after RP	
	2.00	9.01	0.45	0.45	1,749,515	38,250,194	(1,749,515)	
	-	-	-	-	-	5,061,092	61,090	
					<u>1,749,515</u>	<u>43,311,586</u>	<u>(1,688,425)</u>	

Summary of Investment			
Particular	Cost Price	Market Price	Unrealized Value
Total Investment in Listed Securities	634,837,551	544,725,342	(90,112,209)
Total Investment in Non Listed Securities	45,000,011	43,311,586	(1,688,425)
	<u>679,837,561</u>	<u>588,036,928</u>	<u>(91,800,633)</u>

Investment in IPO	27,496,000	27,496,000	-
-------------------	------------	------------	---

Sponsor:
Islami Bank Bangladesh Ltd (IBBL)

Trustee Custodian:
Investment Corporation of Bangladesh (ICB)

Asset Manager:
Universal Financial Solutions Limited (UFS)

Total Investment in capital Market	707,333,561	615,532,928	(93,529,510)
------------------------------------	-------------	-------------	--------------